

# Data-driven Methods: Faces

---




Portrait of  
Piotr Gibas  
© Joaquin  
Rosales  
Gomez (2003)

CS180: Intro to Computer Vision and Comp. Photo  
Angjoo Kanazawa and Alexei Efros, UC Berkeley, Fall 2023


# Tips for Morphing & Matting

---


Extract foreground first to avoid artifacts in the background




(c)  $\alpha = 0.0$




(d)  $\alpha = 0.2$



(e)  $\alpha = 0.4$



(f)  $\alpha = 0.6$



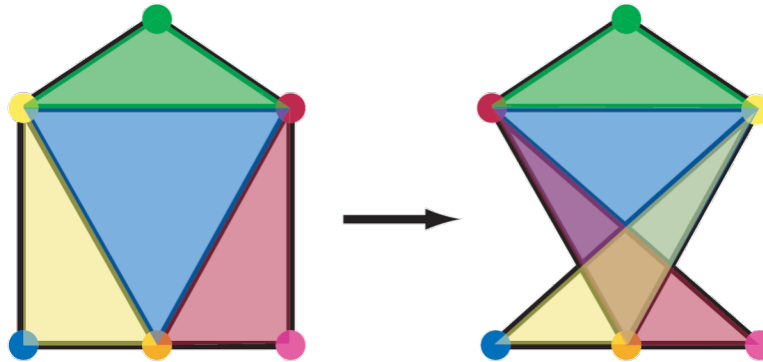
(g)  $\alpha = 0.8$



(h)  $\alpha = 1.0$

# Other Issues

---



Beware of folding

- You are probably trying to do something 3D-ish

Morphing can be generalized into 3D

- If you have 3D data, that is!

Extrapolation can sometimes produce interesting effects

- Caricatures

# Dynamic Scene (“Black or White”, MJ)

---



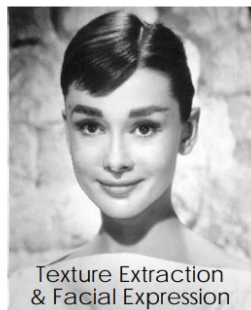
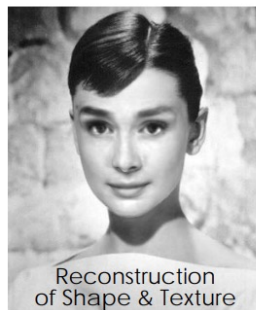
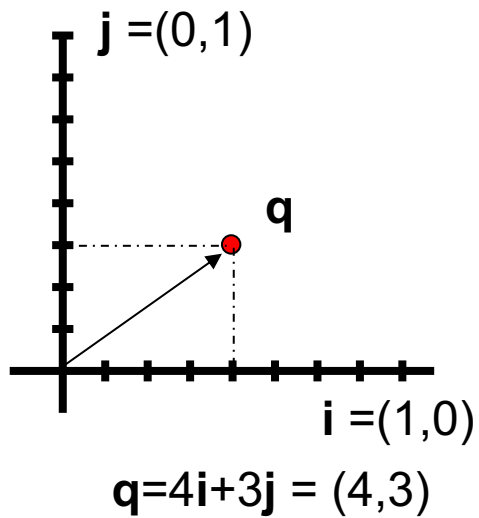
<http://www.youtube.com/watch?v=R4kLKv5gtxc>

# Today

---

From:

To:



# The Power of Averaging

---



# 8-hour exposure


---



© Atta Kim

# Image Composites

---



Sir Francis  
Galton  
1822-1911



Multiple Individuals



Composite

[Galton, "Composite Portraits", Nature, 1878]




# Average Images in Art

---



*"60 passagers de 2e classe du metro,  
entre 9h et 11h"* (1985)

Krzysztof Pruszkowski



*"Spherical type gasholders"* (2004)

Idris Khan

# “100 Special Moments” by Jason Salavon

---



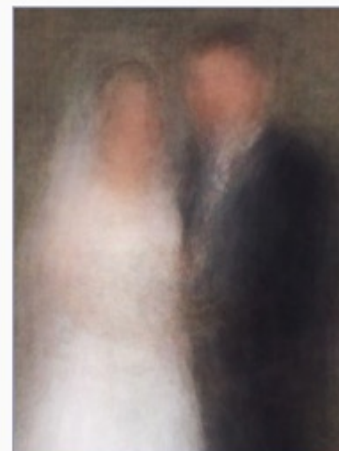
Little Leaguer



Kids with Santa





The Graduate




Newlyweds

Why  
blurry?

# Object-Centric Averages by Torralba (2001)



Manual Annotation and Alignment



Average Image

# Computing Means

---

Two Requirements:

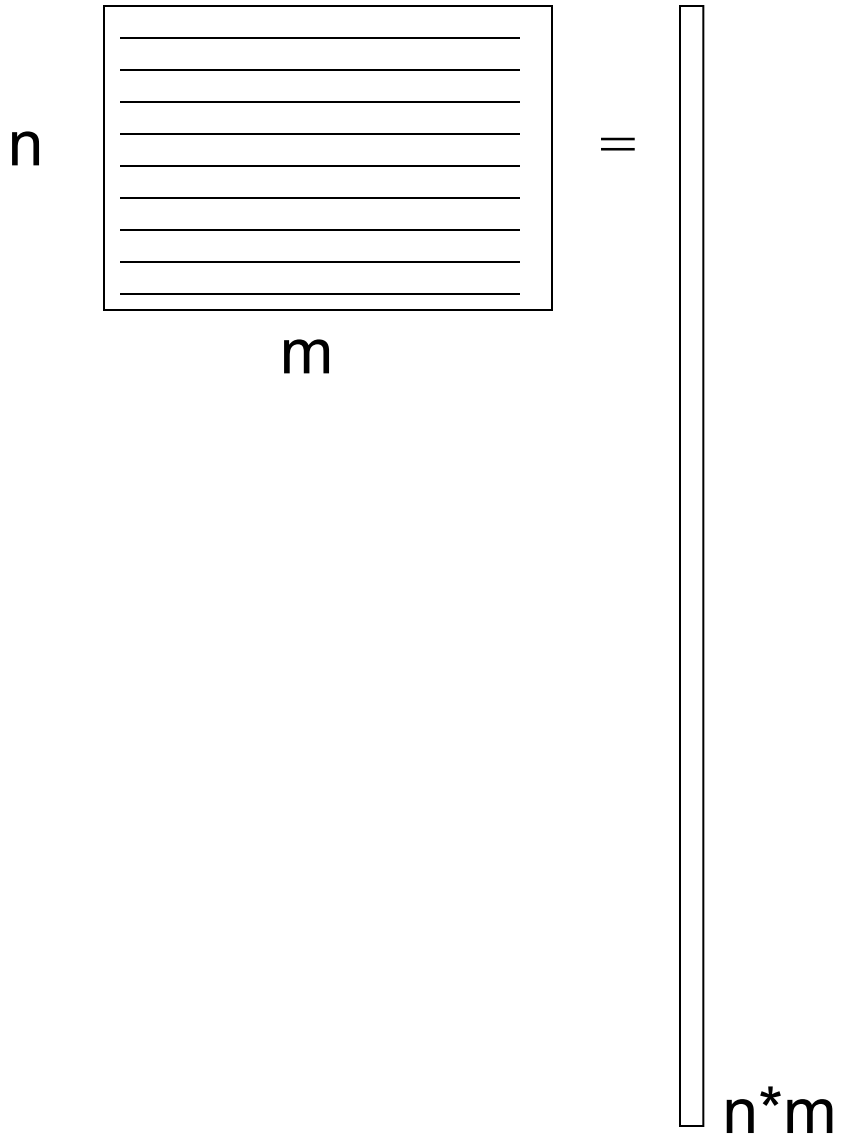
- Alignment of objects
- Objects must span a subspace

Useful concepts:

- Subpopulation means
- Deviations from the mean

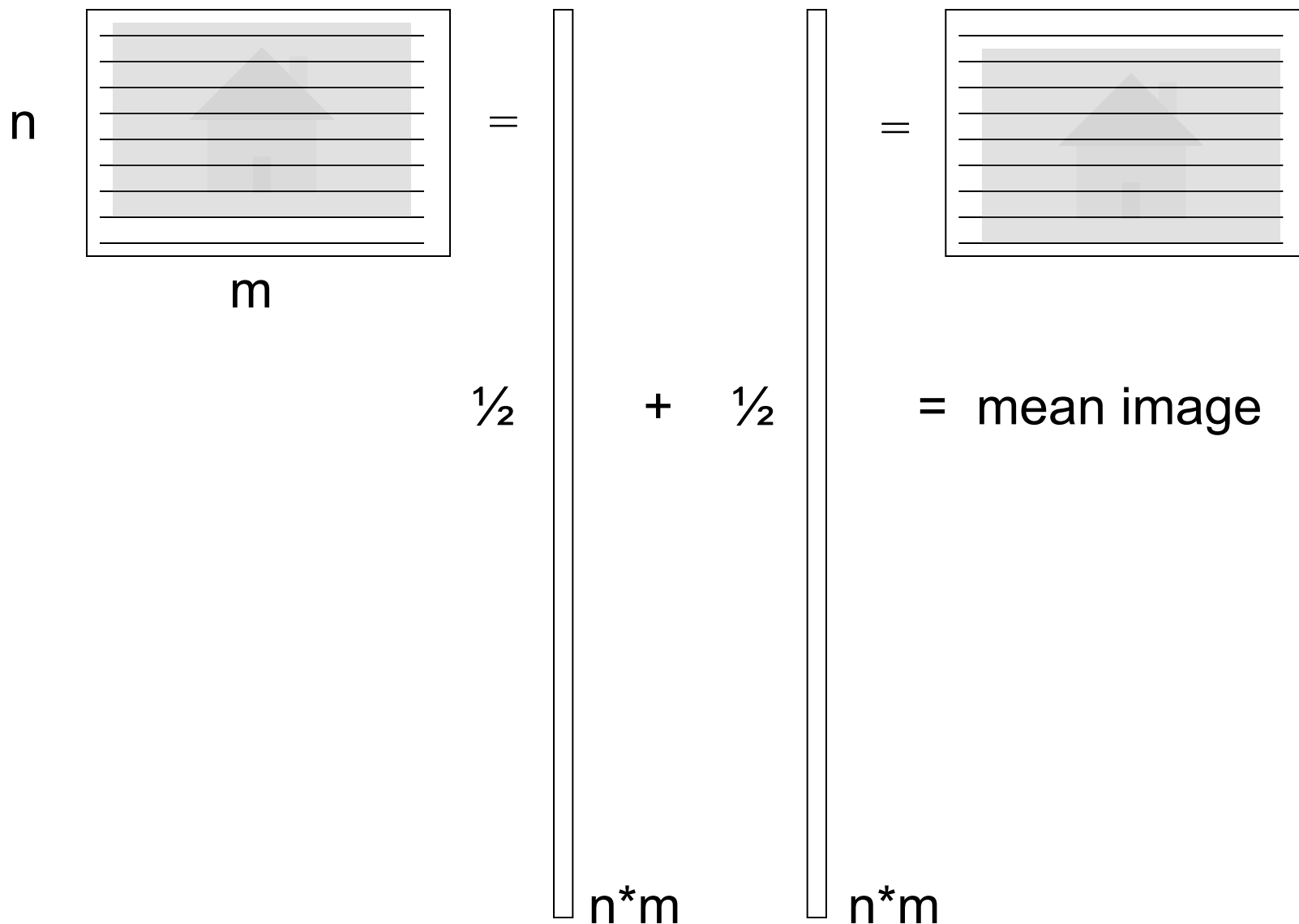
# Images as Vectors

---



# Vector Mean: Importance of Alignment

---




# How to align faces?

---



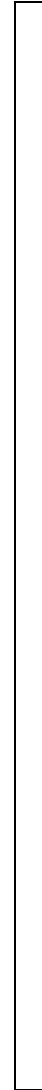
# Shape Vector

---



Provides alignment!

=



43



# Appearance Vectors vs. Shape Vectors

Appearance  
Vector




200\*150 pixels (RGB)



Vector of  
200\*150\*3  
Dimensions

Shape  
Vector



43 coordinates (x,y)



Vector of  
43\*2  
Dimensions


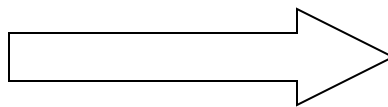
- Requires Annotation
- Provides alignment!

# Average Face

---

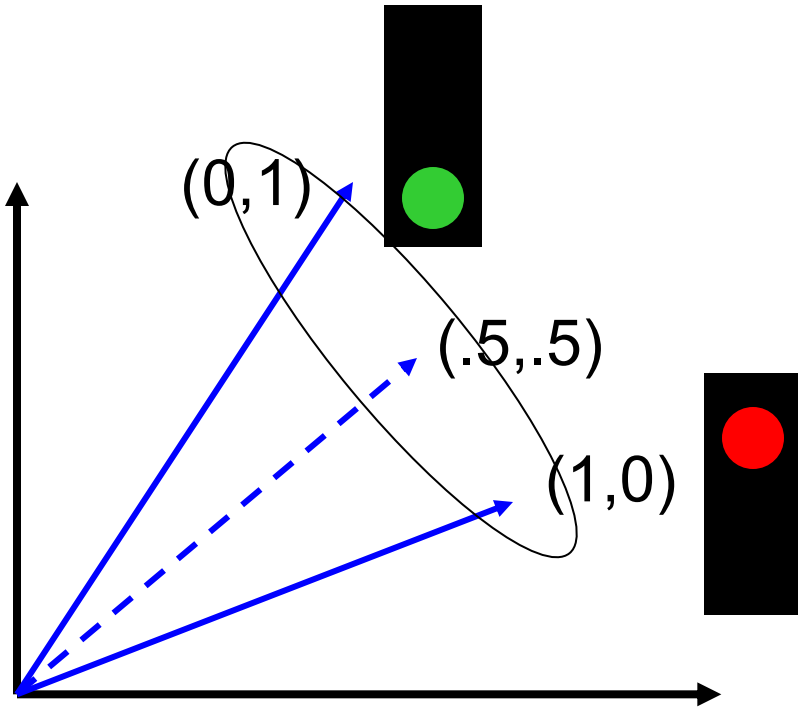


1. Warp to mean shape
2. Average pixels



# Objects must span a subspace

---



# Example

---



mean

Does not span a subspace

# Subpopulation means

---

Examples:

- Male vs. female
- Happy vs. sad
- Angry Kids
- People wearing glasses
- Etc.
- <http://www.faceresearch.org>



Average female



Average kid



Average happy male



Average male

# Average Women of the world

---



Central African

Burmese

Cambodian

English

Ethiopian

Filipino



Greek


Indian

Iranian

Irish

Israeli

Italian



Peruvian

Polish

Romanian

Russian

Samoan

South African

# Average Men of the world

---



AUSTRIA



AFGHANISTAN



ARGENTINA



BURMA (MYANMAR)



GERMANY



GREECE



CAMBODIA



ENGLAND



ETHIOPIA



FRANCE



IRAQ



IRELAND



MONGOLIA



PERU



POLAND



PUERTO RICO



UZBEKISTAN



AFRICAN AMERICAN

# Deviations from the mean



Image  $X$



Mean  $\bar{X}$

=

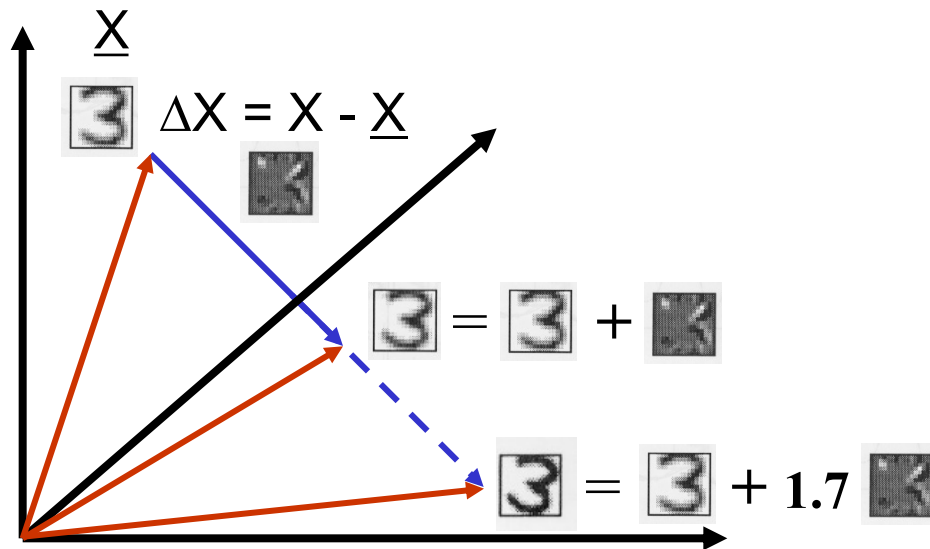


$$\Delta X = X - \bar{X}$$



# Deviations from the mean

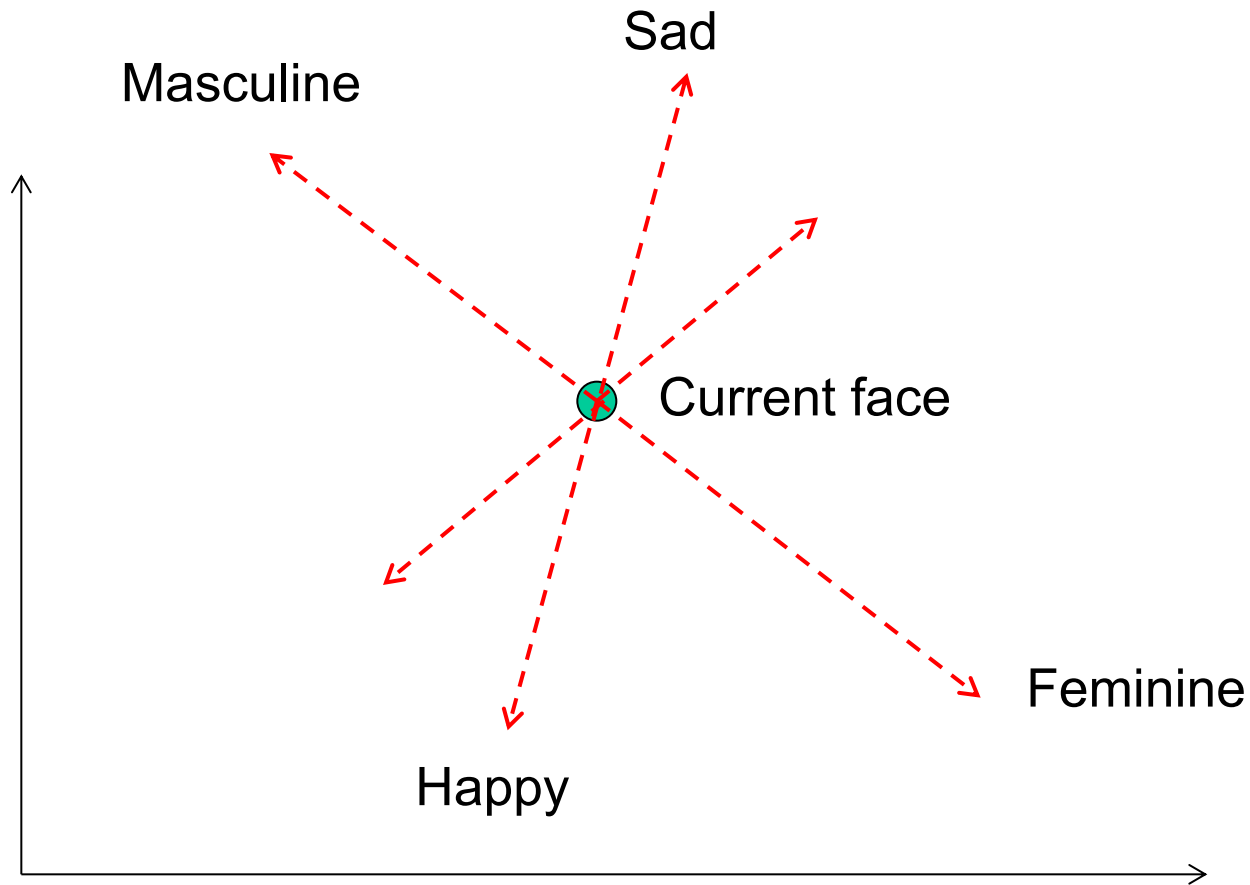
---



# Extrapolating faces

---

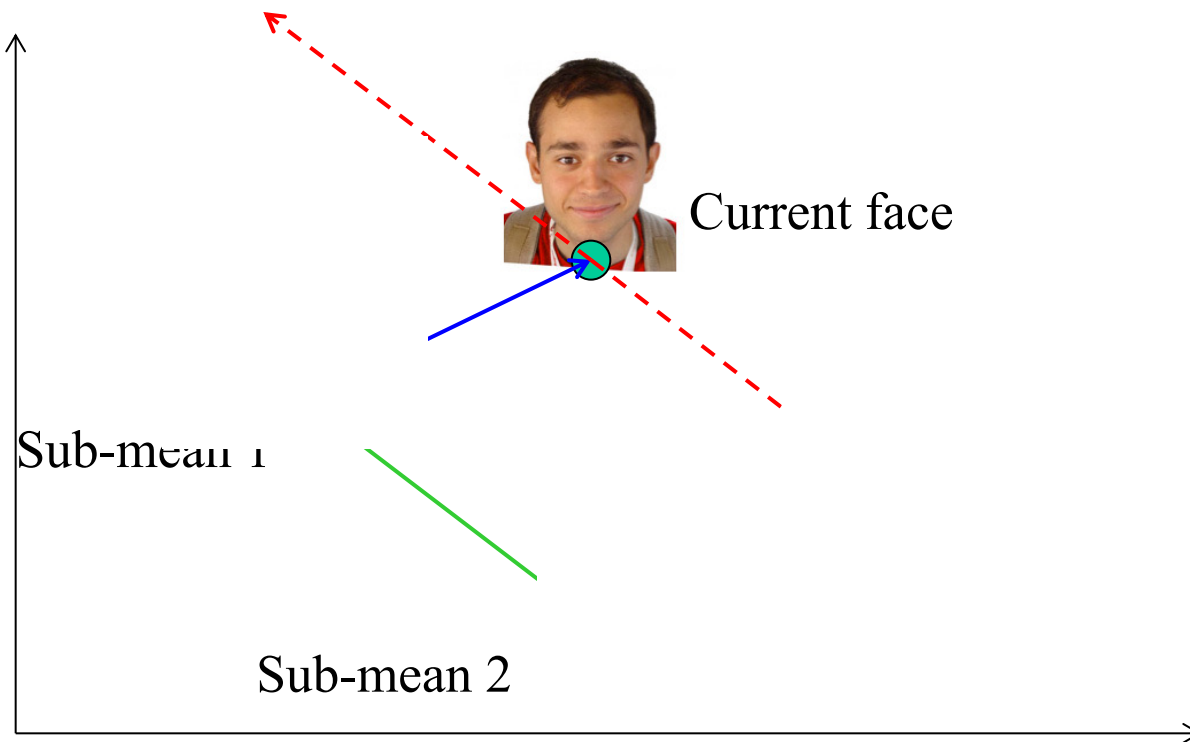
- We can imagine various meaningful directions.



# Manipulating faces

---

- How can we make a face look more female/male, young/old, happy/sad, etc.?
- <http://www.faceresearch.org/demos/transform>



---

# Manipulating Facial Appearance through Shape and Color

Duncan A. Rowland and David I. Perrett

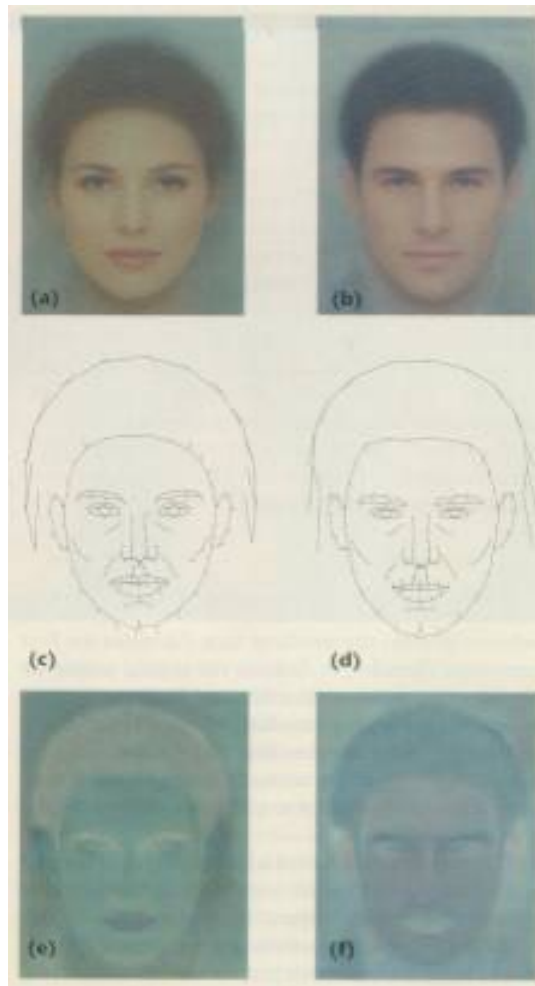
*St Andrews University*

IEEE CG&A, September 1995

# Face Modeling

---

Compute *average* faces  
(color and shape)



Compute *deviations*  
between male and  
female (vector and color  
differences)

# Changing gender

---

Deform shape and/or color of an input face in the direction of “more female”

original



shape

color



both

# Enhancing gender

---



more same **original** androgynous more opposite

# Changing age

---

Face becomes  
“rounder” and “more  
textured” and “grayer”

original



shape

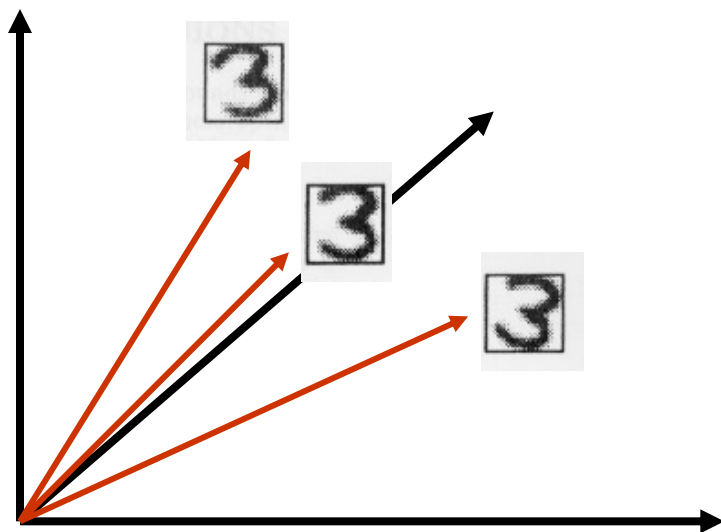
color

both



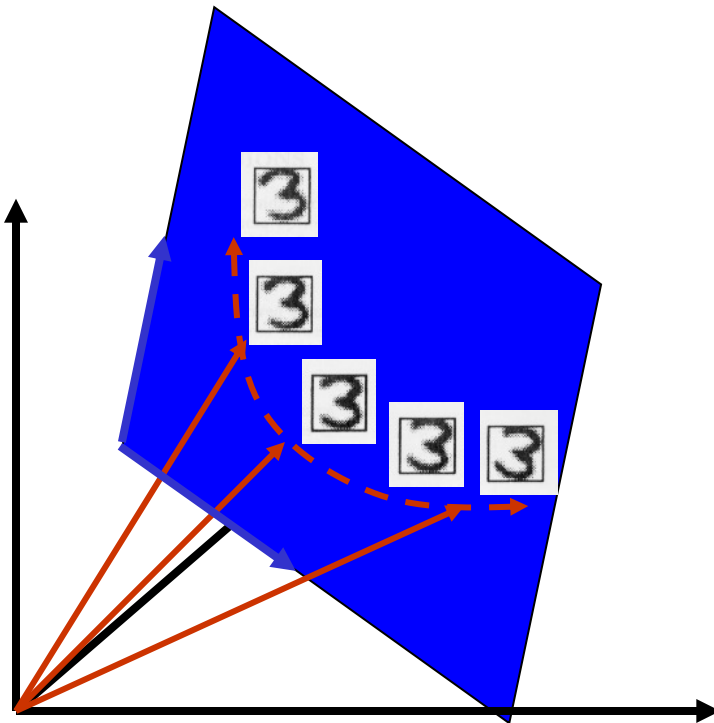
# Back to the Subspace

---



# Linear Subspace: convex combinations

---



Any new image  $X$  can be obtained as weighted sum of stored “basis” images.

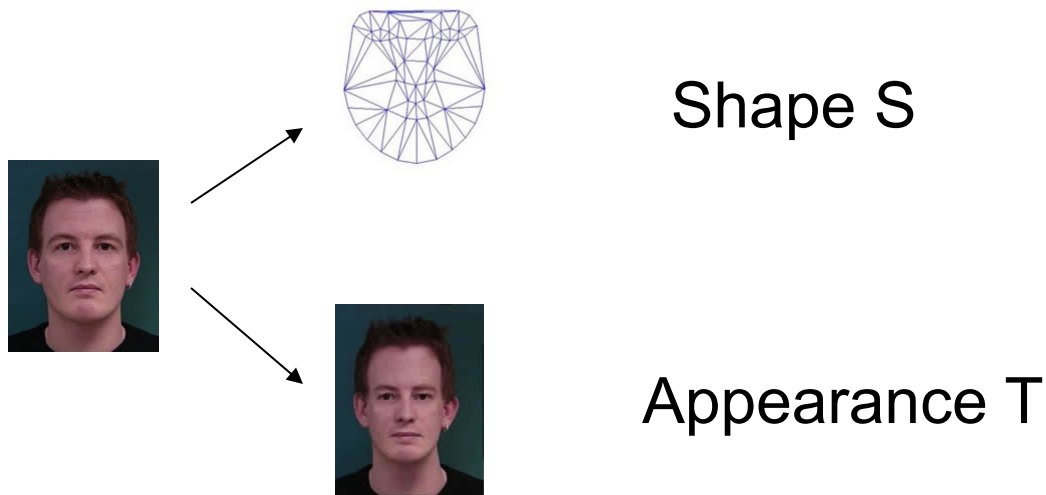
$$X = \sum_{i=1}^m a_i X_i$$

Our old friend, change of basis!  
What are the new coordinates of  $X$ ?

# The Morphable Face Model

---

The actual structure of a face is captured in the shape vector  $\mathbf{S} = (x_1, y_1, x_2, \dots, y_n)^T$ , containing the  $(x, y)$  coordinates of the  $n$  vertices of a face, and the appearance (texture) vector  $\mathbf{T} = (R_1, G_1, B_1, R_2, \dots, G_n, B_n)^T$ , containing the color values of the mean-warped face image.



# The Morphable face model

---

Again, assuming that we have  $m$  such vector pairs in full correspondence, we can form new shapes  $\mathbf{S}_{model}$  and new appearances  $\mathbf{T}_{model}$  as:

$$\mathbf{S}_{model} = \sum_{i=1}^m a_i \mathbf{S}_i \quad \mathbf{T}_{model} = \sum_{i=1}^m b_i \mathbf{T}_i$$

$$s = \alpha_1 \cdot \text{[face 1]} + \alpha_2 \cdot \text{[face 2]} + \alpha_3 \cdot \text{[face 3]} + \alpha_4 \cdot \text{[face 4]} + \dots = \mathbf{S} \cdot \mathbf{a}$$

$$t = \beta_1 \cdot \text{[face 1]} + \beta_2 \cdot \text{[face 2]} + \beta_3 \cdot \text{[face 3]} + \beta_4 \cdot \text{[face 4]} + \dots = \mathbf{T} \cdot \mathbf{b}$$



If number of basis faces  $m$  is large enough to span the face subspace then:

Any new face can be represented as a pair of vectors

$$(\alpha_1, \alpha_2, \dots, \alpha_m)^T \text{ and } (\beta_1, \beta_2, \dots, \beta_m)^T !$$

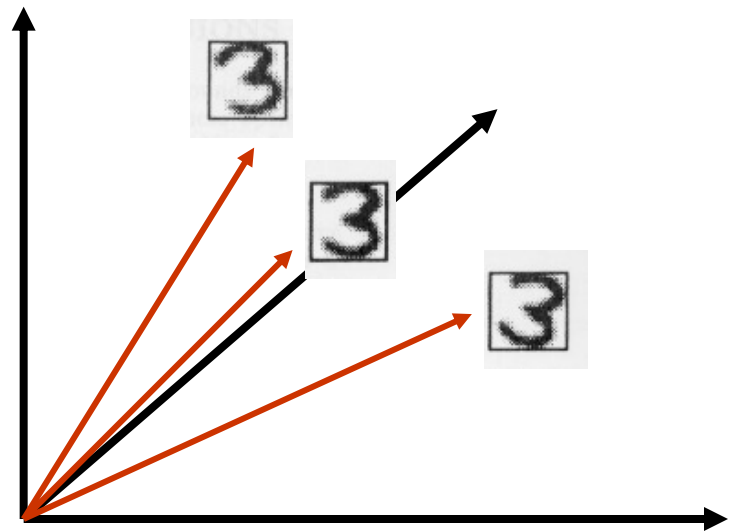
# Issues:

---

1. How many basis images is enough?
2. Which ones should they be?
3. What if some variations are more important than others?
  - E.g. corners of mouth carry much more information than haircut

Need a way to obtain basis images automatically, in order of importance!

But what's important?

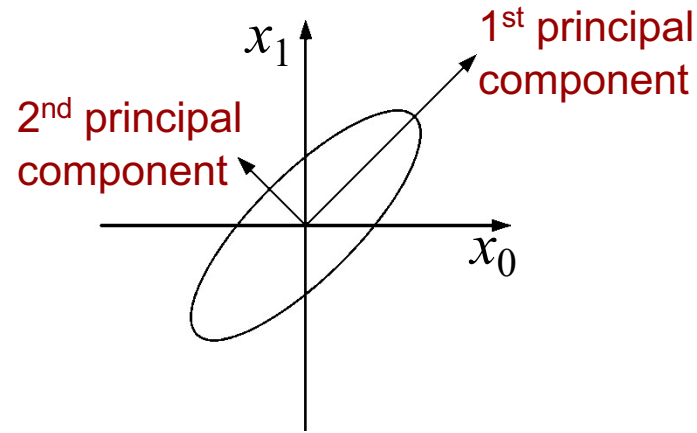
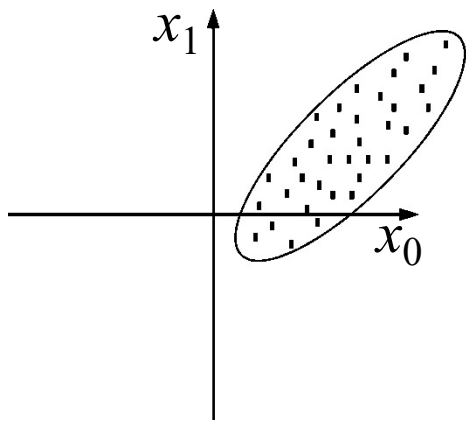


# Principal Component Analysis

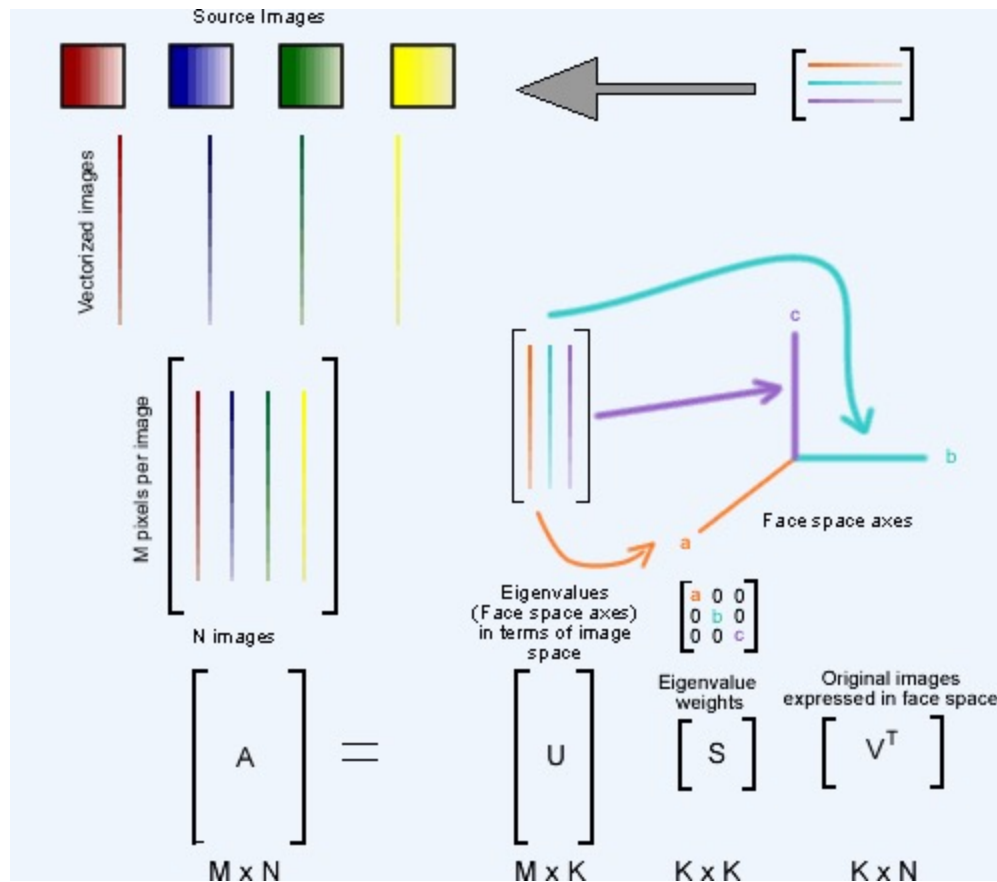
---

Given a point set  $\{\vec{p}_j\}_{j=1\dots P}$ , in an  $M$ -dim space, PCA finds a basis such that

- coefficients of the point set in that basis are uncorrelated
- first  $r < M$  basis vectors provide an approximate basis that minimizes the mean-squared-error (MSE) in the approximation (over all bases with dimension  $r$ )



# PCA via Singular Value Decomposition




$$[u,s,v] = \text{svd}(A);$$

# EigenFaces

---

First popular use of PCA on images was for modeling and recognition of faces [Kirby and Sirovich, 1990, Turk and Pentland, 1991]


- Collect a face ensemble
- Normalize for contrast, scale, & orientation.
- Remove backgrounds
- Apply PCA & choose the first  $N$  eigen-images that account for most of the variance of the data.






# First 3 Shape Basis

---



Mean appearance



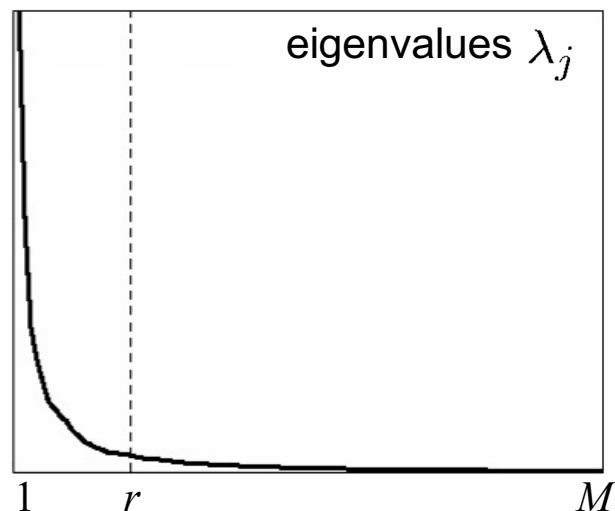
# Principal Component Analysis

---

## Choosing subspace dimension

$r$ :

- look at decay of the eigenvalues as a function of  $r$
- Larger  $r$  means lower expected error in the subspace data approximation



# Using 3D Geometry: Blanz & Vetter, 1999

---

Automated Matching



<http://www.youtube.com/watch?v=jrutZaYoQJo>


# With a nonlinear basis

---



# What are other linear things?

---

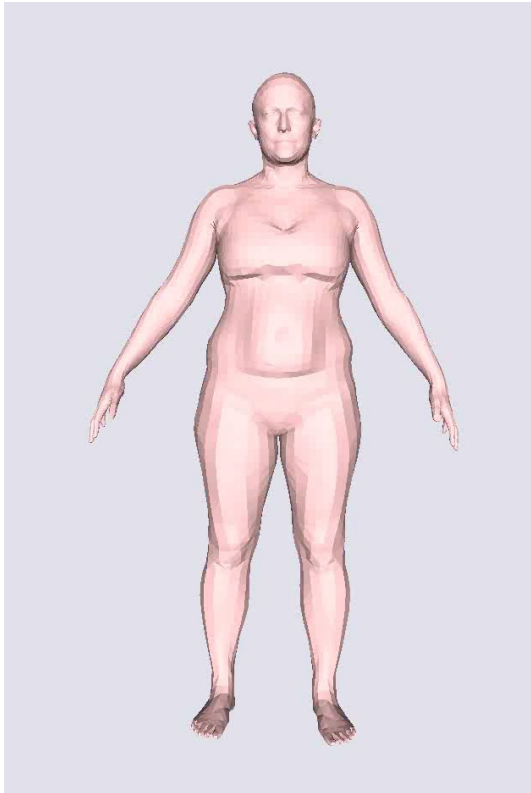


Robinette et al., Civilian American and European Surface Anthropometry Resource (CAESAR) 2002.

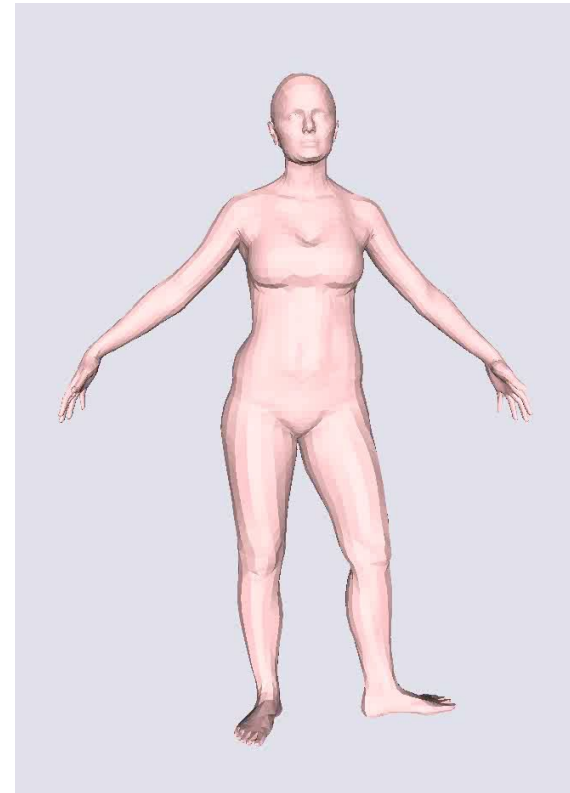
# Body Shape

---

“Identity”



Individual Shape Variation



Pose changes (Articulation)